



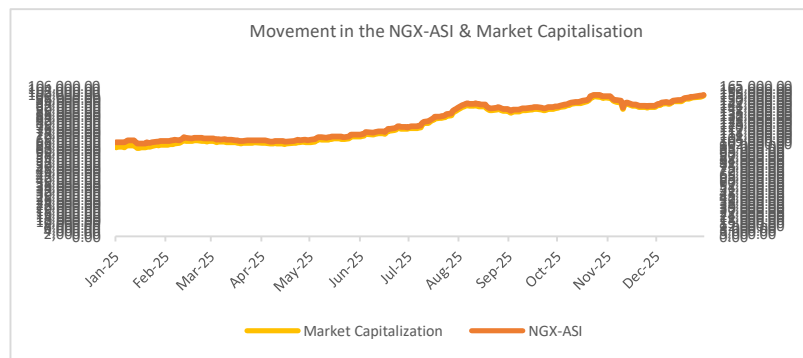
Cowry Daily Market Insight 15 January 2026

MPR: 27.00%
Nov'25 Inflation Rate: 15.15%
Q3 2025 Real GDP: 3.98%

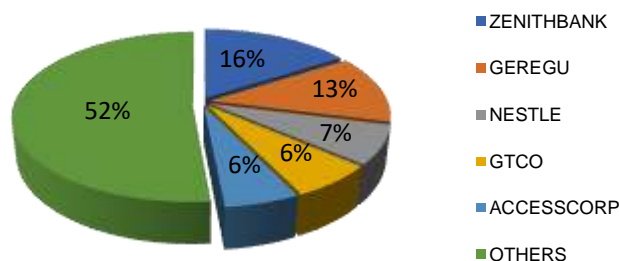
Market Pulls Back After 9-Day New Year Bullish Streak, ASI Dips 0.43% on Profit-taking; Naira Upticks Across Market Segments....

MARKET STATISTICS	CLOSE	PREVIOUS	TODAY'S %	YTD %
All Share Index (ASI)	166,057.29	166,771.95	(0.43)	6.71
Deals	51,227.00	55,751.00	(8.11)	
Volume	1,034,706,750.00	761,940,885.00	35.80	
Value	31,590,303,025	29,850,312,384	5.83	
Market Cap	106,323,071,208,193	106,780,654,132,708	(0.43)	6.99

SECTORED INDICES	CLOSE	PREVIOUS	TODAY'S % Δ
NGX BANKING	1,647.60	1,634.85	0.78
NGX INSURANCE	1,314.55	1,317.67	(0.24)
NGX CONSUMER GOODS	4,152.93	4,139.44	0.33
NGX OIL/GAS	3,000.39	3,068.27	(2.21)
NGX INDUSTRIAL	6,000.94	6,000.41	0.01
NGX COMMODITY	1,273.23	1,287.93	(1.14)



Today's biggest transactions by % of total naira votes



Equities Market Summary

The Nigerian Exchange reversed its gains on Thursday, ending a 9-day winning streak into the new year, with the All-Share Index declining 0.43% to 166,057.29 points. Market capitalization shed ₦457.58 billion to ₦106.32 trillion. Market breadth was negative at 0.9x, with 36 gainers overshadowed by 41 losers. NESTLE, NCR, JAIZBANK, MORISON, and MECURE led the advancers, while MCNICHOLS, CAVERTON, IKEJAHOTEL, FTNCOCOA, and NEIMETH suffered the steepest declines. Sectoral performance was mixed: Banking topped gains with a 0.78% rise, followed by Consumer Goods climbing 0.33% and Industrial edging up 0.01%. Conversely, Oil & Gas led decliners with a 2.21% drop, followed by Commodity falling 1.14% and Insurance declining 0.24%. Trading activity displayed divergent trends as share volume surged 35.80% to 1.02 billion units and transaction value rose 5.83% to ₦31.59 billion, whereas deal count fell 8.11% to 51,227 transactions.

Money Market

Nigerian Interbank Offered Rates showed divergent trends across tenors on Thursday, with the overnight rate declining 6bps to 22.80%, indicating enhanced system liquidity. In contrast, the 3-month, 6-month, and 12-month rates climbed by 11bps, 11bps, and 7bps respectively. Money market financing costs displayed mixed movements, with the Overnight rate rising 7bps to 22.78%, whereas the Open Repo rate remained unchanged at 22.50%.

However, Treasury Bills secondary market yields dropped across maturities, with the 1-month, 3-month, 6-month, and 12-month tenors falling by 1bp, 9bps, 12bps, and 1bp respectively. The composite NT-Bills average yield rose 4bps to 18.22%, reflecting diminished investor sentiment in the secondary market.

Bond Market

The Nigerian Federal Government bond market closed Thursday on a bullish note, with average yields dropping 6bps to 16.96%, indicating heightened confidence and robust demand from domestic investors in local currency fixed-income instruments.

Likewise, Nigerian Eurobonds ended positively, with average yields declining 4bps to 7.14%, demonstrating strengthened interest and favorable sentiment among global investors toward the nation's foreign-currency sovereign debt.

Foreign Exchange Market

The naira gained ground across both exchange channels on Thursday, rising 0.05% to ₦1,419.28/\$ at the NAFEM window and climbing 0.27% to ₦1,466/\$ in the parallel market, indicating improved currency sentiment across both the regulated official segment and the informal foreign exchange market.

Source: FMDQ, CBN, NGX, S&P Dow Jones, Cowry Research

www.cowryasset.com



Cowry Daily Market Insight 15 January 2026

MPR: 27.00%
Nov'25 Inflation Rate: 15.15%
Q3 2025 Real GDP: 3.98%

TENOR	NIBOR as @ 15/1/2026	NIBOR as @ 14/1/2026	PPT
Overnight	22.8000	22.8643	(0.06)
1 Month	23.5000	23.3929	0.11
3 Months	24.0417	23.9286	0.11
6 Months	24.7667	24.6929	0.07

Source: FMDQ

TENOR	NITTY as @15/1/2026	NITTY as @14/1/2026	PPT
1Month	16.7117	16.7232	(0.01)
3 Months	16.5403	16.6320	(0.09)
6 Months	17.6393	17.7594	(0.12)
12 Months	21.4845	21.4919	(0.01)

Source: FMDQ

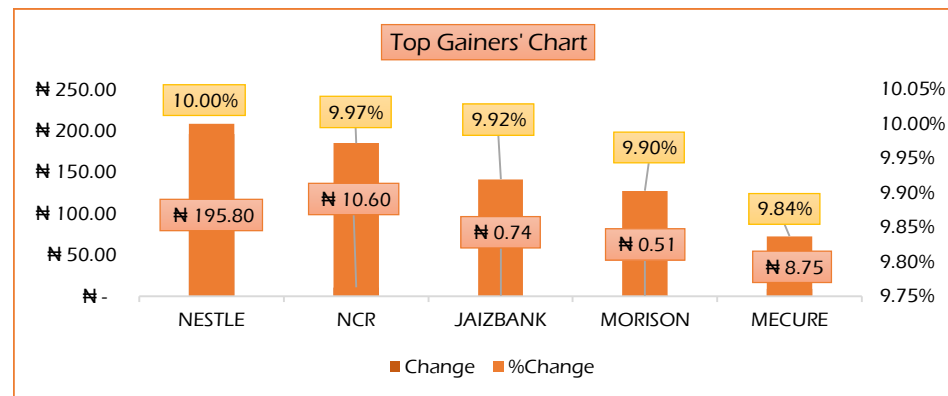
Bond Name	Maturity (Years)	Bid Price	Daily Δ	Offeryield	Yield YTD PPT Δ
16.29% FGN MAR 2027	10	99.24	0.00	16.96%	0.039
12.50% FGN MAR 2035	15	79.90	0.00	16.86%	0.019
16.25% FGN APR 2037	20	99.11	0.00	16.41%	0.010
12.98% FGN MAR 2050	30	85.60	0.00	15.23%	-0.009

Source: FMDQ

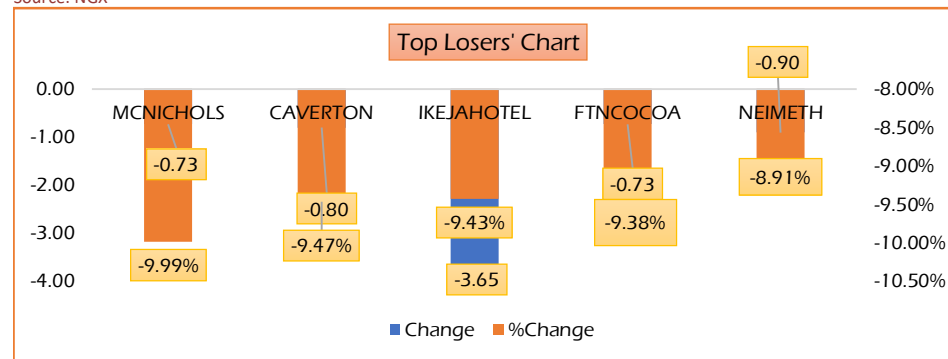
EurobondName	Maturity (Years)	Bid Price	Daily Δ	Offer Yield	Yield YTD PPT Δ
6.50 NOV 28, 2027	10	101.14	0.13	5.84%	-0.028
7.69% FEB 23, 2038	20	98.92	0.00	7.83%	-0.025
7.62% NOV 28, 2047	30	92.94	0.10	8.33%	-0.020

USD/NGN Exchange Rate	15/1/2026	Previous	Daily %
NAFEM	₦1,419.28	₦1,420.04	0.05%
Parallel	₦1,466	₦1,470	0.27%

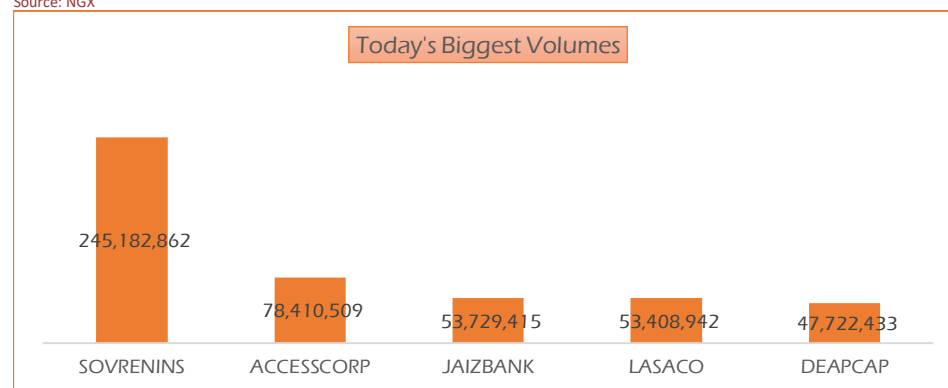
Major Currencies & Commodities	15/1/2026	Daily %	Yearly %
EURUSD	1.1624	-0.17%	-0.99%
GBPUSD	1.340	-0.32%	-0.44%
Crude Oil, \$/bbl	59.363	-4.28%	7.39%
Brent, \$/bbl	63.754	-4.16%	8.29%
Gold, \$/t.oz	4611.72	-0.35%	7.21%
Cocoa, \$/T	4993.5	-1.90%	-16.66%



Source: NGX



Source: NGX



Source: NGX

www.cowryasset.com

This report is produced by the Research Desk, Cowry Asset Management Limited (COWRY) as a guideline for Clients that intend to invest in securities on the basis of their own investment decision without relying completely on the information contained herein. The opinion contained herein is for information purposes only and does not constitute any offer or solicitation to enter into any trading transaction. While care has been taken in preparing this document, no responsibility or liability whatsoever is accepted by any member of COWRY for errors, omission of facts, and any direct or consequential loss arising from the use of this report or its contents.

Top 5 Advancers



+10.00%



+9.97%



+9.92%



+9.90%



+9.84%

Top 5 Decliners



-9.99%



-9.47%



-9.43%



-9.38%



8.91%

Top 5 Trades by Volume



245.18 million units



78.41 million units



53.73 million units



53.41 million units



47.72 million units

Top 5 Trades by Value



N5.03 billion



N4.11 billion



N2.33 billion



N2.05 billion



N1.80 billion



Cowry Daily Market Insight 15 January 2026

MPR: 27.00%
Nov'25 Inflation Rate: 15.15%
Q3 2025 Real GDP: 3.98%

Corporate Bond Issuer		Issue Date	Maturity Date	Coupon (%)	Yield (%)	Daily Δ
FSDH FUNDING SPV PLC	8.50 FSDH SPV PLC IA 16-FEB-2026	16-Feb-21	16-Feb-26	8.50	18.92	-0.01
FSDH FUNDING SPV PLC	8.00 FSDH SPV PLC IB 16-FEB-2026	16-Feb-21	16-Feb-26	8.00	18.92	-0.01
*MECURE INDUSTRIES FUNDING SPV PLC	13.00 MECURE SPV PLC I 31-MAR-2026	31-Mar-21	31-Mar-26	13.00	20.25	0.01
*FLOUR MILLS OF NIGERIA PLC	14.5 FLOURMILLS I 9-MAY-2026	09-May-23	09-May-26	14.50	18.81	0.00
DANGOTE CEMENT PLC	12.50 DANGCEM IB 30-MAY-2026	26-May-21	30-May-26	12.50	18.43	0.00
ACCESS BANK PLC	15.50 ACCESS BANK 23-JUL-2026	23-Jul-19	23-Jul-26	15.50	20.07	-0.01
MTN NIGERIA COMMUNICATIONS PLC	13.50 MTNN IA 30-SEP-2026	30-Sep-22	30-Sep-26	13.50	19.73	-0.15
SUNDRY FOODS FUNDING SPV PLC	13.50 SUNDRY SPV PLC I 15-DEC-2026	15-Dec-21	15-Dec-26	13.50	19.85	-0.12
EAT & GO FINANCE SPV PLC	14.25 EAT & GO FINANCE SPV 17-DEC-2026	17-Dec-19	17-Dec-26	14.25	21.30	-0.12
DANGOTE CEMENT PLC	11.85 DANGCEM IIA 30-APR-2027	27-Apr-22	30-Apr-27	11.85	19.62	-0.12
AXXELA FUNDING 1 PLC	14.30 AXXELA I 20-MAY-2027	20-May-20	20-May-27	14.30	22.22	-0.25
ACCELEREX SPV PLC	14.00 ACSP I 15-JUN-2027	15-Jun-22	15-Jun-27	14.00	22.93	-0.28
NOVAMBL INVESTMENTS SPV PLC	12.00 NOVAMBL SPV I 23-JUL-2027	23-Jul-20	23-Jul-27	12.00	21.52	0.00
UNITED CAPITAL PLC	15.00 UNICAP II 14-SEP-2027	14-Sep-22	14-Sep-27	15.00	19.37	0.00
*NMRC	7.20 NMRC III 2-NOV-2027	02-Nov-20	02-Nov-27	7.20	23.36	-0.28
VIATHAN FUNDING PLC	16.00 VIATHAN (GTD) 14-DEC-2027	15-Dec-17	14-Dec-27	16.00	19.99	-0.17
FLOUR MILLS OF NIGERIA PLC	6.25 FLOURMILLS IV B 14-DEC-2027	14-Dec-20	14-Dec-27	6.25	18.77	0.00
BUA CEMENT PLC	7.50 BUACEM I 30-DEC-2027	30-Dec-20	30-Dec-27	7.50	20.02	-0.17
*ARADEL HOLDINGS PLC	17.00 ARAD I 13-JAN-2028	13-Jan-23	13-Jan-28	17.00	19.57	-0.12
MTN NIGERIA COMMUNICATIONS PLC	13.00 MTN COM PLC I 5-MAY-2028	05-May-21	05-May-28	13.00	18.19	0.00
DANGOTE CEMENT PLC	13.50 DANGCEM IC 30-MAY-2028	26-May-21	30-May-28	13.50	17.96	-0.08
C&I LEASING PLC	15.50 C&I LEASING II 3-JUN-2028	03-Jun-21	03-Jun-28	15.50	20.40	-0.01
CERPAC RECEIVABLES FUNDING SPV PLC	14.50 CERPAC-SPV III 15-JUL-2028	10-Sep-21	15-Jul-28	14.50	20.76	-0.90
SUNDRY FOODS FUNDING SPV PLC	16.00 SUNDRY SPV PLC II 23-OCT-2028	23-Oct-23	23-Oct-28	16.00	18.58	0.00
ARDOVA PLC	13.30 ARDOVA PLC IA 12-NOV-2028	12-Nov-21	12-Nov-28	13.30	18.98	0.00
EAT & GO FINANCE SPV PLC	13.25 EAT & GO FINANCE SPV 8-MAR-2029	08-Mar-22	08-Mar-29	13.25	20.39	0.00
PRESKO PLC	12.85 PRESKO PLC 5-APR-2029	05-Apr-22	05-Apr-29	12.85	19.24	0.00
DANGOTE CEMENT PLC	12.35 DANGCEM IIB 30-APR-2029	27-Apr-22	30-Apr-29	12.35	18.24	-0.12
*FLOUR MILLS OF NIGERIA PLC	22.00 FLOURMILLS II 30-MAY-2029	30-May-24	30-May-29	22.00	20.33	0.00
UNION BANK OF NIGERIA PLC	16.20 UNION III 27-JUN-2029	27-Jun-19	27-Jun-29	16.20	20.39	-0.06
DANGOTE INDUSTRIES FUNDING PLC	12.75 DANGIFP IA 19-JUL-2029	19-Jul-22	19-Jul-29	12.75	18.87	-0.04
GEREGU POWER PLC	14.50 GERP I 28-JUL-2029	28-Jul-22	28-Jul-29	14.50	20.16	0.00

www.cowryasset.com

This report is produced by the Research Desk, Cowry Asset Management Limited (COWRY) as a guideline for Clients that intend to invest in securities on the basis of their own investment decision without relying completely on the information contained herein. The opinion contained herein is for information purposes only and does not constitute any offer or solicitation to enter into any trading transaction. While care has been taken in preparing this document, no responsibility or liability whatsoever is accepted by any member of COWRY for errors, omission of facts, and any direct or consequential loss arising from the use of this report or its contents.



Cowry Daily Market Insight 15 January 2026

MPR: 27.00%
Nov'25 Inflation Rate: 15.15%
Q3 2025 Real GDP: 3.98%

*NMRC	14.90 NMRC I 29-JUL-2030	29-Jul-15	29-Jul-30	14.90	18.02	-0.13
TSL SPV PLC	10.00 TSL SPV I (GTD) 6-OCT-2030	06-Oct-20	06-Oct-30	10.00	19.59	-0.10
FBNQ MB FUNDING SPV PLC	6.25 FBNQ MB SPV II 16-DEC-2030	16-Dec-20	16-Dec-30	6.25 18.52		-0.32
FIDELITY BANK PLC	8.50 FIDELITY I 7-JAN-2031	07-Jan-21	07-Jan-31	8.50 18.54		-0.33
EAT & GO FINANCE SPV PLC	18.00 EGFS 22-FEB-2031	22-Feb-24	22-Feb-31	18.00 19.80		-0.28
UAC OF NIGERIA PLC	21.50 UAC PLC I 14-OCT-2031	14-Oct-24	14-Oct-31	21.50 21.03		0.06
PRIMERO BRT SECURITISATION SPV PLC	17.00 PRIMERO BRT-SPV 27-OCT-2031	24-May-19	27-Oct-31	17.00 20.36		0.09
MTN NIGERIA COMMUNICATIONS PLC	12.75 MTN COM PLC II 4-NOV-2031	04-Nov-21	04-Nov-31	12.75 18.51		-0.31
ARDOVA PLC	13.65 ARDOVA PLC IB 12-NOV-2031	12-Nov-21	12-Nov-31	13.65 18.96		-0.22
GPC-SPV COMPANY PLC	13.00 GPC SPV PLC (GTD) 23-NOV-2031	23-Nov-21	23-Nov-31	13.00 18.03		-0.05
PRESKO PLC	23.75 PRESKO PLC I 31-JAN-2032	31-Jan-25	31-Jan-32	23.75 21.71		-0.19
PAT DIGITAL INFRA FUND SPV PLC	13.25 PAT SPV PLC (GTD) 2-FEB-2032	02-Feb-22	02-Feb-32	13.25 18.29		-0.04
DANGOTE CEMENT PLC	13.00 DANGCEM IIC 30-APR-2032	27-Apr-22	30-Apr-32	13.00 19.14		0.22
DANGOTE INDUSTRIES FUNDING PLC	13.50 DANGIFP IB 19-JUL-2032	19-Jul-22	19-Jul-32	13.50 19.34		0.20
MTN NIGERIA COMMUNICATIONS PLC	14.50 MTNN IB 30-SEP-2032	30-Sep-22	30-Sep-32	14.50 18.63		0.03
DANGOTE INDUSTRIES FUNDING PLC	16.75 DANGIFP II 5-DEC-2032	05-Dec-22	05-Dec-32	16.75 19.63		-0.13
*NMRC	13.80 NMRC II 15-MAR-2033	21-May-18	15-Mar-33	13.80 18.33		-0.20
AXXELA FUNDING 1 PLC	21.00 AXXELA I 12-APR-2034	12-Apr-24	12-Apr-34	21.00 27.94		-0.08
GEL UTILITY FUNDING SPV PLC	15.15 GEL UTILITY-SPV (GTD) 28-AUG-2034	28-Aug-19	28-Aug-34	15.15 19.18		-0.11
DANGOTE CEMENT PLC	23.50 DANGCEM I 30-DEC-2034	30-Dec-24	30-Dec-34	23.50 22.17		0.00
APL FUNDING SPV PLC	23.00 APL SPV PLC I 30-DEC-2034	30-Dec-24	30-Dec-34	23.00 22.37		0.21
*LFZC FUNDING SPV PLC	13.25 LFZC II (GTD) 16-MAR-2042	10-May-22	16-Mar-42	13.25 17.42		0.00
*LFZC FUNDING SPV PLC	15.25 LFZC III (GTD) 29-MAR-2043	29-Mar-23	52319	15.25 17.89		0.00
FCMB GROUP PLC	16.00 FCMB I (PERP)	16-Feb-23	—	16.00 18.99		-0.07
FCMB GROUP PLC	16.00 FCMB II (PERP)	24-Oct-23	—	16.00 18.43		-0.23